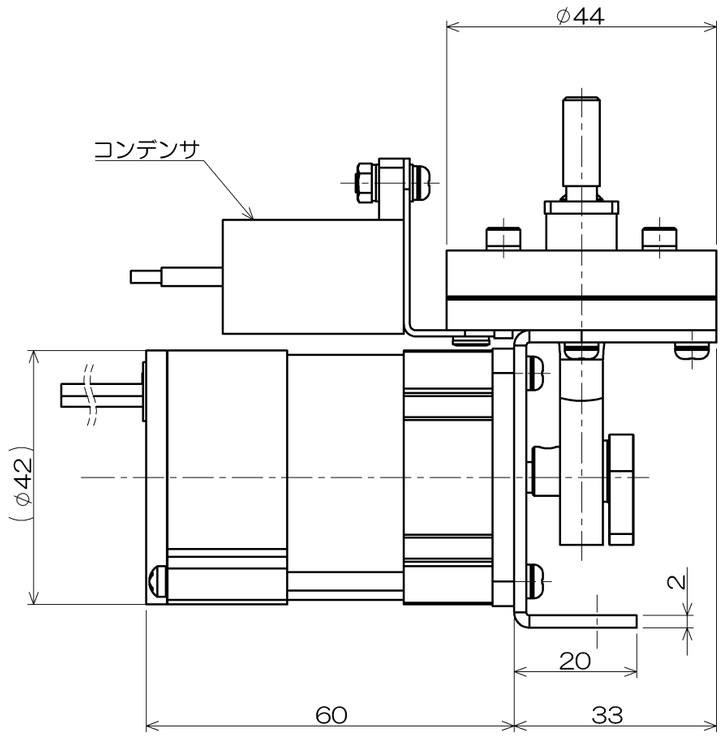

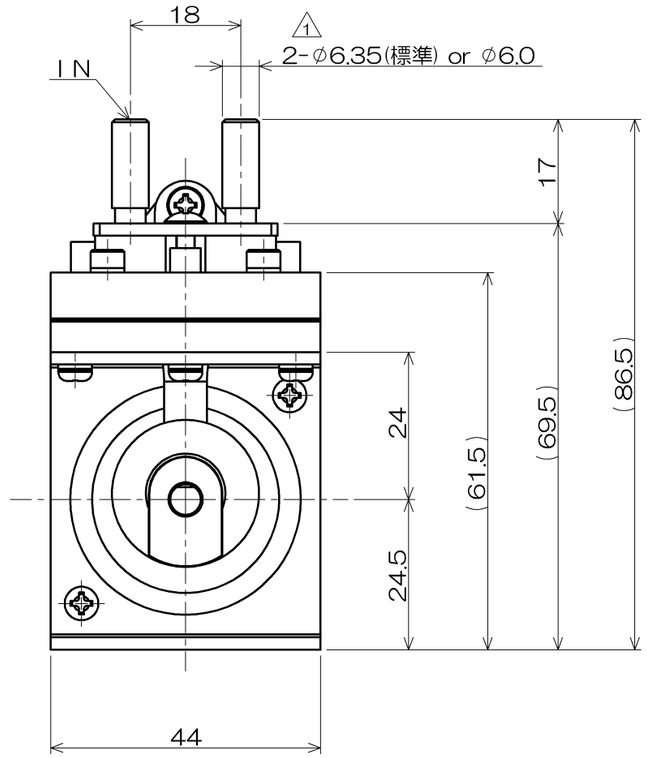

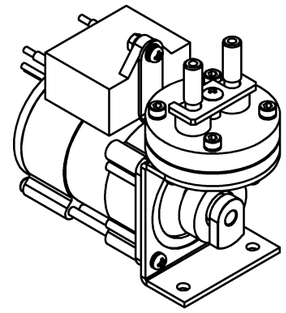

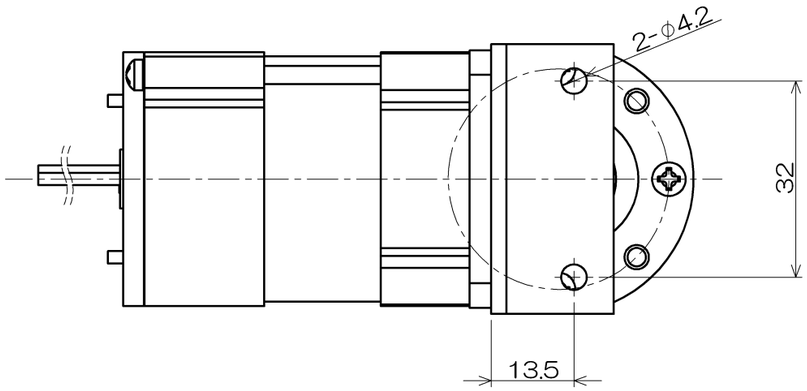

<結線図>



注) コンデンサへ配線済

株式会社IBS '18.11.16 出図

	DESCRIPTION	NAME	DATE
△			
△			
△			
△			
△			
△			
△1	TITLE変更・チューブ径、表記変更	伊藤	18-11-12

	NAME	DATE
DRAWN	宮城	18-05-28
CHECKED	宮城	18-05-28
APPROVED	浜尾	18-05-28
MATERIAL	—	
FINISH	—	

TITLE: △1 ダイアフラムポンプ FD-2 外形図<標準仕様>

DRAWING NO. AS96N01

SCALE 1：1

REV. △1

SC NO. 957

株式会社IBS

DWG-A3-W-A-01 | A3 | mm